


## 76 Young People took part in the Brentwood DISTRICT

### The brilliant youth organisations that took part;



Doddinghurst Road  
Community Church  
(school work with year 7)



Brennan & Burch  
(Art youth club)



Endeavour Youth Club  
(SEN group)

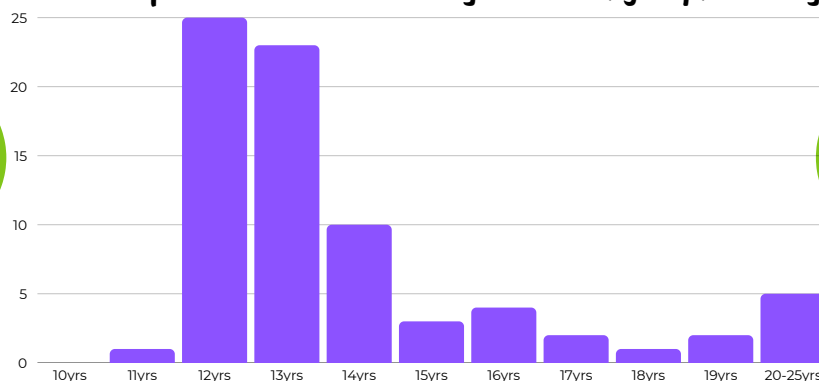


Ingatestone Boys Own Club  
(Essex Boys & Girls open  
access youth club)



Snap Charity  
(SEND Theatre Group)

Distribution, by age, of young people who took part in Brentwood in all the questions at their local youth club/group/activity



Gender: Female 49%. Male 49%. Non-binary 2%.

### What is the biggest concern for young people around youth violence in Brentwood?

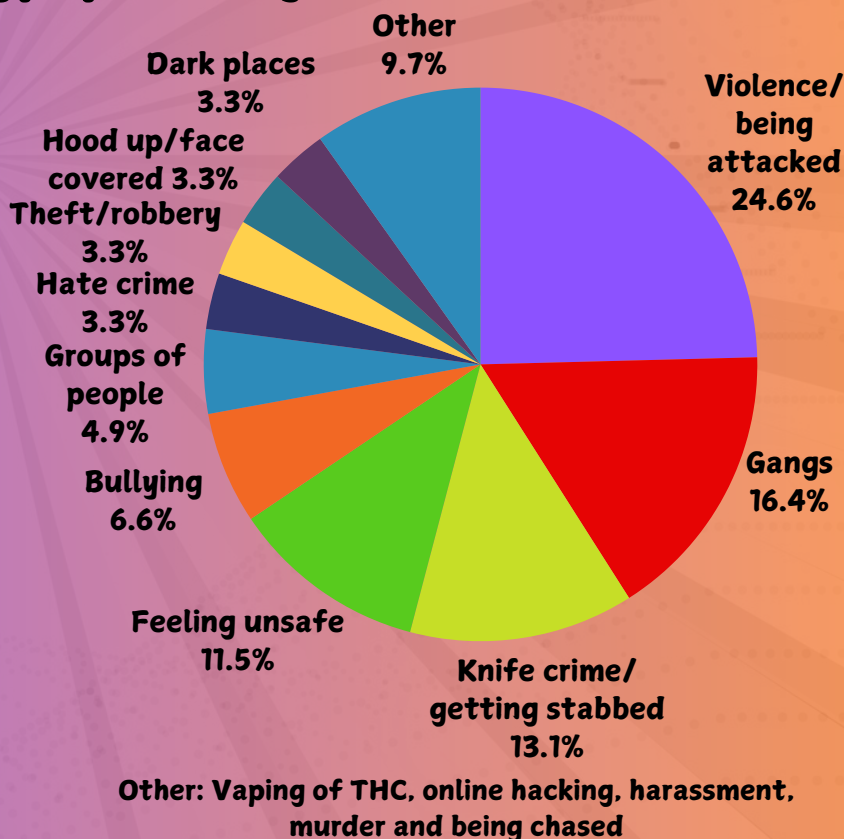
The percentage of young people in Brentwood saying that *"The fear of violence and being attacked"* is their biggest concern around youth violence has **INCREASED** by **OVER 10%** since last year

*"We hear about a lot of crime attacks in the area"*

*"I worry about people carrying knives"*

*"I have male friends who are already involved in gangs and drugs and they can't get out"*

*"We worry because people could get hurt"*



Over a third of young people in Brentwood said *"Knife crime/being stabbed"* was their biggest concern last year and this has **DROPPED** to 13.1% in this report.

A **LARGER** percentage of young people mentioned that *"Gangs"* are their biggest concern compared to feedback last year. Last year 10.2% said gangs, this year 16.4% gave this answer.

New this year was young people saying *"Feeling unsafe"* and *"Bullying"*.

Last year young people's responses included concerns about *"Drug dealing"* and *"Guns"*. These were **NOT** mentioned in this year's feedback.

The percentage of young people that said *"Theft/robbery"* has dropped from 8.2% last year to 3.3% this year.

**Are young people in Brentwood worried about being exploited by a gang in their local area?**



**65%**

of young people  
said they **ARE**  
worried

There has been **NO CHANGE** to the percentage of young people that said they **ARE** worried about being exploited by a gang in Brentwood compared to last year.

There were mixed views in the comments...

*"It happens a lot and I'm scared it might happen to me"*

*"There are no gangs in my area"*

*"I haven't seen gangs but I worry because I don't know who is in a gang"*

**Do young people in Brentwood feel safe when they are out with their friends in their local area?**

**73%**

of young people  
said they **DO**  
feel safe



**3% less** young people are saying that they **feel safe** in their local area when out with their friends compared to the last listening project.

**12% of the young people that answered this question, said they DO feel safe**  
*"Sometimes"*

These young people said that it is dependent on where they are, who they are with and if it is daytime or dark.  
These are included in the **73%**

**In the last year, have young people from Brentwood, had experience of violent crime either as a victim, a witness or have they taken part in it?**

As a Victim **62% said NO**

As a Witness **60% said YES**

Someone who  
took part **92% said NO**

This year's feedback shows that there has been a slight drop in the percentage of young people that have experienced violent crime as a witness and taken part in it.

**2% MORE** have been a victim.

In the 2023-24 project:  
**64% had NOT** been a victim  
**68% HAD** been a witness  
**91% had NOT** taken part



**Where do young people from Brentwood think the crime hotspots are near them?**

- 1) High Street and outside shops/fast food restaurants (KFC, outside shops in Pilgrims Hatch)**
- 2) Parks and recreational areas (North Rd Park/behind Sainsburys, King George's Skatepark)**
- 3) Alleyways (at back of the High Steet, Baytree Car Park to High Street, Sainsburys to North Rd)**
- 4) Train station/near train station**



2 of the 5 groups taking part didn't share any places that they thought were crime hotspots



What helps young people from Brentwood feel SAFE when they are out with their friends in the local area?

POSTERS:  
WHAT TO DO  
IF IN TROUBLE

STREET LIGHTS

TRUSTED ADULTS

PARENTS/  
GUARDIANS  
NEARBY

**SAFETY  
IN  
NUMBERS**

BEING IN A BUSY PLACE

POLICE/  
PEOPLE IN  
UNIFORM

SAFE  
AREAS/KNOWING  
THE AREA

HAVING MY  
PHONE

Young people in Brentwood continue to get a strong sense of feeling safe when they are around people they trust. This could be friends, professionals or family, as this feedback shows with the top three responses.

*"Being in a big group makes you less targeted by roadmen"*

*"We feel safe having someone waiting in a car nearby"*

Responses about feeling safe in big groups of friends was mentioned almost four times more than the next most frequent answer.

What makes young people from Brentwood feel UNSAFE when they are out with their friends in the local area?

WHEN ADULTS DON'T  
INTERVENE/  
ACT AFTER FIGHTS

BEING  
ALONE

THE WAY  
PEOPLE  
DRESS

HEARING ABOUT  
CRIME/ARRESTS

PUBLIC TRANSPORT

BEING  
FOLLOWED

**GROUPS OF  
STRANGERS  
BEING  
HORRIBLE**

DODGY  
LOOKING  
PEOPLE

**POORLY LIT  
AREAS**

CROWDED PLACES

GANGS

BULLYING  
FROM  
PEERS

PEOPLE IN  
SHOPS/  
AUTHORITY  
WE DON'T  
KNOW


UNKNOWN  
AREAS

The most frequent responses for "What makes young people feel UNSAFE" were comments about groups of strangers, how they talk to each other and/or are horrible to others. Young people in Brentwood specifically referred to "Groups of youths they don't know" Last year the top answer for this question was "Gangs" and this year this was only mentioned by a few.

The young people that mentioned "The way people dress" specifically said "Youths dressed in black" and "People with hoods up and face covered"

# What do young people from Brentwood think should be done to help them feel safer in their local area?

1. More police
2. More street lighting ~ especially in alleyways
3. More cameras ~ and more people monitoring the cameras
4. More trusted adults/people we know, in the area
5. More security guards
6. More Staff patrolling public transport
7. Emergency (safe) places to go
8. Maintaining recreation areas so they look nice



Young people in Brentwood are still saying that ***“More police”*** would help them feel safer in their community, the same top answer as the last report. The majority that said ***“More cameras”*** specifically mentioned there should be ***“cameras in parks to protect young people”***.

Young people suggested ***“More street pastors/youth workers in the area”*** would help them feel safer as well as ***“more security staff on the trains, buses and on the platforms”***.

Other young people suggested ***“taking more care of areas with plant pots and flowers to make it more desirable and less likely to attract ‘dodgy’ people hanging out there”***

## What activities would young people like to see more available for them to take part in?



**The most popular answer from young people in Brentwood was “More sport”**

**CHILL  
OUT**

Sport was mentioned by the highest percentage of young people in Brentwood last year too.

The majority of these activities were very close in the amount of young people that voted for them.

**Affordability of any activity or service that is provided, continues to be a key factor for young people in Brentwood, much the same as many of the other areas.**

Providing a safe, indoor space for them to chill and socialise with their friends is also important for young people in this district.



## Have young people seen content on social media of \*serious violence?



**51%**

of young people in Brentwood said they **HAVE** seen content on social media

5 out of 17 in one group do not have access to social media

### Which platform have young people seen the serious violence on?



**1) TikTok 44%**



**2) Snapchat 25%**



**8) YouTube 15%**



**7) WhatsApp 9%**



**6) Facebook 5%**



**5) Instagram 2%**

### Of those young people who have seen violence on social media:

**36%**


have seen content of people they know - friends, friends of friends or people they know from their local area?

**53%**

have seen content of people they don't know

#### Content described included:

- Fighting/Attacks
- Bullying
- Nudity/Sexual content/Violent porn
- Drugs
- Swearing/Verbal abuse/Shouting (including verbal racial abuse)
- Suicide
- Use of weapons (glass bottle/waving knife)



### Comments and Observations

The percentage of young people that said they **HAVE** seen serious violence online of people they **DO NOT KNOW** is relatively low when compared to the other areas. However, over 39% of the young people that took part in Brentwood, **DID NOT** answer this question.

#### Examples of content viewed of people they **DO KNOW** included:

• People threatening to rape/kidnap

• Sexual abuse

#### Examples of content seen of people they **DO NOT KNOW** included:

• Selling 'shanks' on Snapchat

• Gang adverts

• Fights in group chat

• Nudes in group chat